



IMC LIMITED

Corporate Office : "NEELADRI", 3rd Floor, No. 9, Cenotaph Road, Alwarpet, Chennai - 600 018.
Tel.: +91-44-4590 2222, 4590 2299, Fax : +91-44-4590 2200, E-Mail : admin@imc.net.in URL : www.imc.net.in

Successful Bidder

IMC Limited

ANNEXURE - 9
Bid No.: BID / PPL / 07/2015 /1/EPMIAPL
BID FORWARDING LETTER

Date: 24th Aug 2015

To

Secretary,
Petroleum and Natural Gas Regulatory Board,
1st Floor, World Trade Centre, Babar Road,
New Delhi – 110 001

Dear Sirs,

We enclose herewith the complete Application-cum-Bid as required. This includes application fee and bid bond, in addition to the following:


- I. Power of Attorney issued in favor of signatory of Application-cum-Bid.
- II. Technical Bid : General particulars of the entity and technical details of the project, duly filled – in along with supporting documents
- III. Feasibility Report of the project including total estimated project cost
- IV. Financial Bid covering the fixed unit Petroleum and Petroleum Products Pipeline tariff bid, variable unit Petroleum and Petroleum Products Pipeline tariff bid for initial ten years & the Petroleum and Petroleum Products Pipeline capacity proposed to be created for transported in the Petroleum and Petroleum Products Pipeline over the economic life of the project, Present Value and year-wise values in the "Financial Bid Form"
- V. Full set of 'Application-cum-Bid document' along with its Addendum / Corrigendum.
- VI. Proforma for Performance Bank Guarantee (As format acceptance only).

Date: 24th Aug 2015

Place: Chennai

for **IMC Limited**

R. Saravanan



N. J. Shree

Authorised Signatories

Details of enclosures:

1. Application Fee in the form of Demand Draft
2. Bid Bond in the form of Bank Guarantee

Note: On IMC limited being selected for grant of authorization, IMC Limited would incorporate an SPV / Subsidiary company under the Companies Act 1956 to execute and operate the Petroleum and Petroleum Products Pipeline. IMC Limited will be the majority equity holder (more than 50%) in the SPV / Subsidiary company and comply with applicable regulations

FINANCIAL BID FORM

AUTHORIZATION FOR LAYING, BUILDING, OPERATING OR EXPANDING PETROLEUM AND PETROLEUM PRODUCTS PIPELINE AS DEPICTED IN THE MAP

FINANCIAL BID (TO BE SUBMITTED IN A SEPARATE EARMARKED SEALED ENVELOPE)

A Present Value (PV) of the fixed unit petroleum and petroleum products pipeline tariff bid for the petroleum products pipeline (Rs/MT) (Fixed petroleum and petroleum products pipeline tariff bid shall be for period of initial ten years)

Present Value (PV) of the fixed unit petroleum and petroleum products pipeline tariff bid for each year of the initial ten years using the discount rate of 12 % is Rs 0.06 Per MT

Year-wise fixed unit petroleum and petroleum products pipeline tariff:		
Year	Figure	Words
1	0.01	Paize One Only
2	0.01	Paize One Only
3	0.01	Paize One Only
4	0.01	Paize One Only
5	0.01	Paize One Only
6	0.01	Paize One Only
7	0.01	Paize One Only
8	0.01	Paize One Only
9	0.01	Paize One Only
10	0.01	Paize One Only


Note#1: Year 1 tariff bid as quoted shall be applicable from the 1st year of operation of the pipeline. The Board shall review the tariff after ten years of operation and fix for a block of five years thereafter on prospective basis.

Note#2: Year 1 value for tariff to be quoted by the bidder shall not be discounted @ 12 % while calculating the respective Present Value i.e discount factor 1st year shall thus be taken as unity.

Note#3: Negative and Zero tariffs shall not be accepted and would lead to the rejection of the bid

Date: 1st Sep 2015
Place: Chennai

P. Saravanan
Name and Signature of Bidder / Authorized Signatory
Official Seal



N. K. Suresh

By 26/10/15
M. V. Suresh
26/10/15
Asst 26/10/15

B Present Value (PV) of the variable unit petroleum and petroleum products pipeline tariff bid for the petroleum products pipeline (Rs/MT /KM) (Variable petroleum and petroleum products pipeline tariff bid shall be for period of initial ten years

Present Value (PV) of the variable unit petroleum and petroleum products pipeline tariff bid for each year of the initial ten years using the discount rate of 12 % is Rs:15.22 Per MT / KM

Year-wise variable unit petroleum and petroleum products pipeline tariff:

Year	Figure	Words
1	2.00	Rupees Two Only
2	2.10	Rupees Two Paise Ten Only
3	2.21	Rupees Two Paise TwentyOne Only
4	2.32	Rupees Two Paise ThirtyTwo Only
5	2.43	Rupees Two Paise FortyThree Only
6	2.55	Rupees Two Paise FiftyFive Only
7	2.68	Rupees Two Paise SixtyEight Only
8	2.81	Rupees Two Paise EightyOne Only
9	2.95	Rupees Two Paise NinetyFive Only
10	3.10	Rupees Three Paise Ten Only


Note#1: Year 1 tariff bid as quoted shall be applicable from the 1st year of operation of the pipeline. The Board shall review the tariff after ten years of operation and fix for a block of five years thereafter on prospective basis.

Note#2: Year 1 value for tariff to be quoted by the bidder shall not be discounted @ 12 % while calculating the respective Present Value i.e discount factor 1st year shall thus be taken as unity.

Note#3: Negative and Zero tariffs shall not be accepted and would lead to the rejection of the bid

Date: 1st Sep 2015
Place: Chennai

R. Parasagun
Name and Signature of Bidder/ Authorized Signatory
Official Seal



N. K. Suresh

26/9/15

26/9/15

26/9/15

Accepted
26/9/15

Present Value (PV) of the petroleum products pipeline capacity (in million tons per annum) proposed to be created for transporting in the petroleum and petroleum products pipeline over the economic life of the project. (Petroleum products pipeline capacity created for transporting in the petroleum and petroleum products pipeline shall be for each year of the economic life of the project).

Present Value (PV) of the petroleum products pipeline capacity bid proposed to be created in the petroleum and petroleum products pipeline for each year of the economic life of the project discounted at twelve percent is 61.49 Million tons per annum (MMTPA)

Note#1: Year 1 capacity bid as quoted shall be applicable from the 1st year of operation of the pipeline.


year-wise capacity bid

Note#2: Year 1 value for capacity to be quoted by the bidder shall not be discounted @ 12 % while calculating the respective Present Value i.e discount factor 1st year shall thus be taken as unity.

Year	Figure	Volumes (in MMTPA)	Words
1	7,000	Seven Million Metric Tonnes Per Annum	
2	7,000	Seven Million Metric Tonnes Per Annum	
3	7,000	Seven Million Metric Tonnes Per Annum	
4	7,000	Seven Million Metric Tonnes Per Annum	
5	7,000	Seven Million Metric Tonnes Per Annum	
6	7,000	Seven Million Metric Tonnes Per Annum	
7	7,000	Seven Million Metric Tonnes Per Annum	
8	7,000	Seven Million Metric Tonnes Per Annum	
9	7,000	Seven Million Metric Tonnes Per Annum	
10	7,000	Seven Million Metric Tonnes Per Annum	
11	7,000	Seven Million Metric Tonnes Per Annum	
12	7,000	Seven Million Metric Tonnes Per Annum	
13	7,000	Seven Million Metric Tonnes Per Annum	
14	7,000	Seven Million Metric Tonnes Per Annum	
15	7,000	Seven Million Metric Tonnes Per Annum	
16	7,000	Seven Million Metric Tonnes Per Annum	
17	7,000	Seven Million Metric Tonnes Per Annum	
18	7,000	Seven Million Metric Tonnes Per Annum	
19	7,000	Seven Million Metric Tonnes Per Annum	
20	7,000	Seven Million Metric Tonnes Per Annum	
21	7,000	Seven Million Metric Tonnes Per Annum	
22	7,000	Seven Million Metric Tonnes Per Annum	
23	7,000	Seven Million Metric Tonnes Per Annum	
24	7,000	Seven Million Metric Tonnes Per Annum	
25	7,000	Seven Million Metric Tonnes Per Annum	

Date: 1st Sep 2015
Place: Chennai

Name and Signature of Bidder / Authorized Signatory
Official Seal



N. K. Suresh

Asst
26/09/15

U. N. Suresh

26/09/15

Sl. No.	Description	1	2	3	4	5	6	7	8	9	10	11	12	13	14	15	16	17	18	19	20	21	22	23	24	25	
1.0	Segment wise demand for petroleum and petroleum products (MMTPA)	0.22	0.23	0.24	0.25	0.26	0.27	0.28	0.29	0.30	0.31	0.32	0.33	0.34	0.35	0.37	0.38	0.40	0.41	0.43	0.45	0.46	0.48	0.50	0.52	0.54	0.55
	a. Motor Spirit	0.20	0.21	0.22	0.23	0.24	0.25	0.26	0.27	0.28	0.29	0.30	0.31	0.32	0.33	0.34	0.35	0.36	0.37	0.38	0.39	0.40	0.41	0.42	0.43	0.44	0.45
	b. High Speed Diesel	0.02	0.02	0.02	0.02	0.02	0.02	0.02	0.02	0.02	0.02	0.02	0.02	0.02	0.02	0.02	0.02	0.02	0.02	0.02	0.02	0.02	0.02	0.02	0.02	0.02	0.02
	c. Superior Kerosene Oil	0.04	0.04	0.04	0.04	0.04	0.04	0.04	0.04	0.04	0.04	0.04	0.04	0.04	0.04	0.04	0.04	0.04	0.04	0.04	0.04	0.04	0.04	0.04	0.04	0.04	0.04
	d. Naptha	-	-	-	-	-	-	-	-	-	-	-	-	-	-	-	-	-	-	-	-	-	-	-	-	-	-
	e. Furnace Oil	-	-	-	-	-	-	-	-	-	-	-	-	-	-	-	-	-	-	-	-	-	-	-	-	-	-
	f. Vacuum Gas Oil (VGO)	-	-	-	-	-	-	-	-	-	-	-	-	-	-	-	-	-	-	-	-	-	-	-	-	-	-
	g. Other	0.02	0.02	0.02	0.02	0.02	0.02	0.02	0.02	0.02	0.02	0.02	0.02	0.02	0.02	0.02	0.02	0.02	0.02	0.02	0.02	0.02	0.02	0.02	0.02	0.02	0.02
2.0	Volume of petroleum and petroleum products to be transported in the pipeline (MMTPA)	1.00	1.04	1.08	1.12	1.17	1.22	1.27	1.32	1.37	1.42	1.48	1.54	1.60	1.67	1.73	1.80	1.87	1.95	2.03	2.11	2.19	2.28	2.37	2.46	2.56	
3.0	System Capacity of Pipeline as per relevant Regulation (MMTPA)	7.00	7.00	7.00	7.00	7.00	7.00	7.00	7.00	7.00	7.00	7.00	7.00	7.00	7.00	7.00	7.00	7.00	7.00	7.00	7.00	7.00	7.00	7.00	7.00	7.00	
4.0	Pipeline transportation	0.01	0.01	0.01	0.01	0.01	0.01	0.01	0.01	0.01	0.01	0.01	0.01	0.01	0.01	0.01	0.01	0.01	0.01	0.01	0.01	0.01	0.01	0.01	0.01	0.01	
4.1	Fixed Unit Tariff (Rs/MTP)	2.00	2.10	2.21	2.32	2.45	2.55	2.68	2.81	2.95	3.10	3.22	3.34	3.47	3.60	3.72	3.86	4.00	4.12	4.24	4.37	4.50	4.63	4.76	4.89	5.02	
4.2	Variable Unit Tariff (Rs/MTPKM)	-	-	-	-	-	-	-	-	-	-	-	-	-	-	-	-	-	-	-	-	-	-	-	-	-	
5.0	Total Cash Outflow (Rs. in lacs)	9,092	9,514	9,936	10,357	10,778	11,199	11,620	12,041	12,462	12,883	13,304	13,725	14,146	14,567	14,988	15,409	15,830	16,251	16,672	17,093	17,514	17,935	18,356	18,777	19,198	
6.0	Total Cash inflow (Rs. in lacs)	420	459	501	547	597	652	712	778	849	928	1,015	1,102	1,190	1,277	1,365	1,452	1,540	1,627	1,715	1,802	1,890	1,977	2,065	2,152	2,240	
a. Tariff		420	459	501	547	597	652	712	778	849	928	1,015	1,102	1,190	1,277	1,365	1,452	1,540	1,627	1,715	1,802	1,890	1,977	2,065	2,152	2,240	
b. Pre-tax hit on Total capital employed based on Above Bidder Cash flow		10,608	10,973	11,341	11,710	12,078	12,447	12,816	13,185	13,554	13,923	14,292	14,661	15,030	15,400	15,769	16,138	16,507	16,876	17,245	17,614	17,983	18,352	18,721	19,090	19,459	

Note 1: For the item Number 3 & 4 are with respect to bidtable items, corresponding quotes given in the financial bid for respective years are to be used for this FR summary sheet.

Note 2: The Board shall review the tariff after ten years and fix for a block of five years thereafter on prospective basis. As the tariff numbers for Year-11 onwards are not bidtable items and are not required only for indicative purpose, the bidder is required to provide the complete basis for tariff numbers for Year-11 to Year-25. An appropriate view would be taken by the Board in due course of time on the computation methodology for the transportation tariff from Year-11 onwards.

Note 3: All cells in each row/column has to be filled in, corresponding to the FR submitted.

Note 4: Above year-wise volume of Petroleum and Petroleum products quoted at item number 2.0 shall be offered by PNGS for the purpose of compliance of Service Obligation as specified in Regulation 14(1) of the PNGS (Authorizing Entities to Unwind/Operate or Expand Petroleum and Petroleum Products Pipeline) Regulations, 2010.

Date: 13/09/15
Place: Chennai, India
Name and Signature of bidder or authorized signatory
Office use

Arjit 26/10/15
By 26/10/15
UX ka
26/10/15

P. Narayanan
N K Ramesh

